




What is Microsoft Teams?

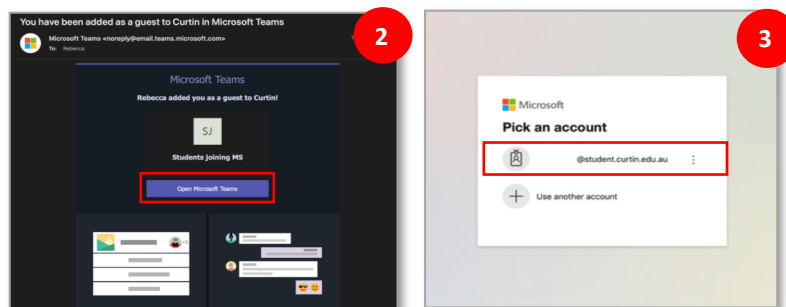
Microsoft Teams is a centralised communication and collaboration hub that combines persistent workplace chat, video meetings, file storage (including real-time collaboration on documents), and application integration ([Office 365](#)). Microsoft Teams is made up of [chats](#), [teams](#) and [channels](#).

How is Microsoft Teams different for students?

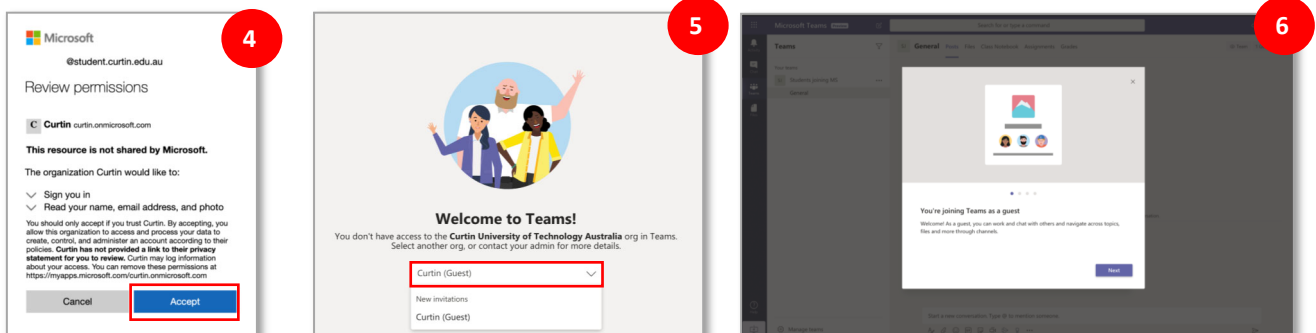
Students can now be invited as [guests](#) to the staff Microsoft Teams [tenant](#). This gives them basic access to the application, where they are able to **communicate with staff members that have invited them to a team**.

How can a student can access a Team?

1. Open up your **Curtin Student email** and find the email sent by Microsoft Teams.
2. Select 
3. **Log in** with your **Curtin Student OASIS ID and password** when prompted.



4. **Accept** the review permissions from Curtin.
5. When prompted, select the drop down icon and select **Curtin (Guest)**.
6. Now you will have access to teams as a **Guest**.



PLEASE NOTE:

- Students can only communicate with Staff and Students within a team they are in.
- Students cannot search for other staff members or students who they are not in a team with.
- Students must be invited into a team by a staff member to talk to them over Microsoft Teams.